


Welcome

Session starts at 8:00AM

Welcome, Introductions and PRA-BC Program Overview

Welcome & Introductions

Centralized Orientation



Land Acknowledgement

With gratitude, we acknowledge that the University of British Columbia Faculty of Medicine and the Division of Continuing Professional Development (CPD) are located on traditional, ancestral and unceded territories of Indigenous peoples around the province. In Vancouver, we are on the traditional territories of the Coast Salish People, including the Skwxwú7mesh (Squamish), xʷməθkwəy̓əm (Musqueam), and Səlílwətaʔ/Selilwitulh (Tsleil-Waututh) Nations.



Carved by Coast Salish artist Luke Marston, the Bentwood Box traveled with the Truth and Reconciliation Commission to its events throughout Canada, where people placed personal items into the box to symbolize their journey toward healing and expressions of reconciliation.

Conflict of Interest Disclosure

Dr. Anas Toweir has no conflicts to declare

- Acting Clinical Director, PRA-BC
- Employee of PRA-BC

Dr. Nerine Kleinhans has no conflicts to declare

- Associate Clinical Director, PRA-BC
- Employee of PRA-BC

Mary Chinni has no conflicts to declare

- Program Manager, PRA-BC
- Employee of PRA-BC

Dr. Steven Yau has no conflicts to declare

- Physician at VCH
- Medical Director – UBC CPD IMG Programs
- Contractor to UBC CPD

Acknowledgements

- PRA-BC Steering Committee:
 - Ministry of Health (MoH)
 - Joint Standing Committee on Rural Issues (JSC)
 - Health Authorities
 - College of Physicians & Surgeons of BC (CPSBC)
 - Health Match BC
- PRA-BC Team
- UBC CPD Team
- Clinical Field Assessors



PRA-BC Team

Dr. Anas Toweir

Associate Clinical Director
AnasT@prabc.ca

Dr. Nerine Kleinhans

Associate Clinical Director
NerineK@prabc.ca

Mary Chinni

Program Manager
MaryC@prabc.ca

Amanjot Bhandol

Intake and Assessment Lead
AmanjotB@prabc.ca

UBC CPD Team

Dr. Steven Yau

Clinical Director, IMG Programs
pra.orientation@ubc.ca

Charlotte Humphries

Program Manager
pra.orientation@ubc.ca

Luke Wu

Program Coordinator
pra.orientation@ubc.ca

Maya Pillay Long

Research & Program Assistant
pra.orientation@ubc.ca

Shreyasi Dutiya

Project Assistant
pra.orientation@ubc.ca

Learning Objectives

By the end of this session, participants will be able to:

- Identify the structure of the PRA-BC programs and identify key personnel
- Access online resources available to support Centralized Orientation success
- Identify the goals and objectives of the Clinical Field Assessment (CFA) and Orientation for PRA-BC candidates

Let's Get to Know YOU!

- Partner with a candidate
- Take **two (2) minutes each** to learn about the other person
- **Introduce your partner** and share with the group his/her:
 - Name
 - Home country and time in Canada
 - Number of years in practice as a physician
 - One interesting or “little known” fact (non-medical)



PRA-BC Housekeeping

Centralized Orientation
PRA-BC Team



PRA-BC Administration – Next Steps

Holiday Inn - Accommodations

- Supported PRA-BC since 2015
- Be respectful!

Read Your Emails Carefully

- You will receive many emails from partnering organizations (health authorities, the CPSBC, UBC CPD, PRA-BC...)
- Take the time to read them...take the time to respond to them

Canadian Medical Protection Association (CMPA)

- CMPA Coverage Information Number REQUIRED
- Ensure you have provided PRA-BC with this information

PRA-BC Administration – Next Steps (continued)

CFA Site Information

- Assessor contact info and introduction email
- Travel arrangements confirmed

CFA Accommodations

- PRA-BC secures housing on your behalf
- Questions or concerns: [Contact PRA-BC](#)
- Be respectful!

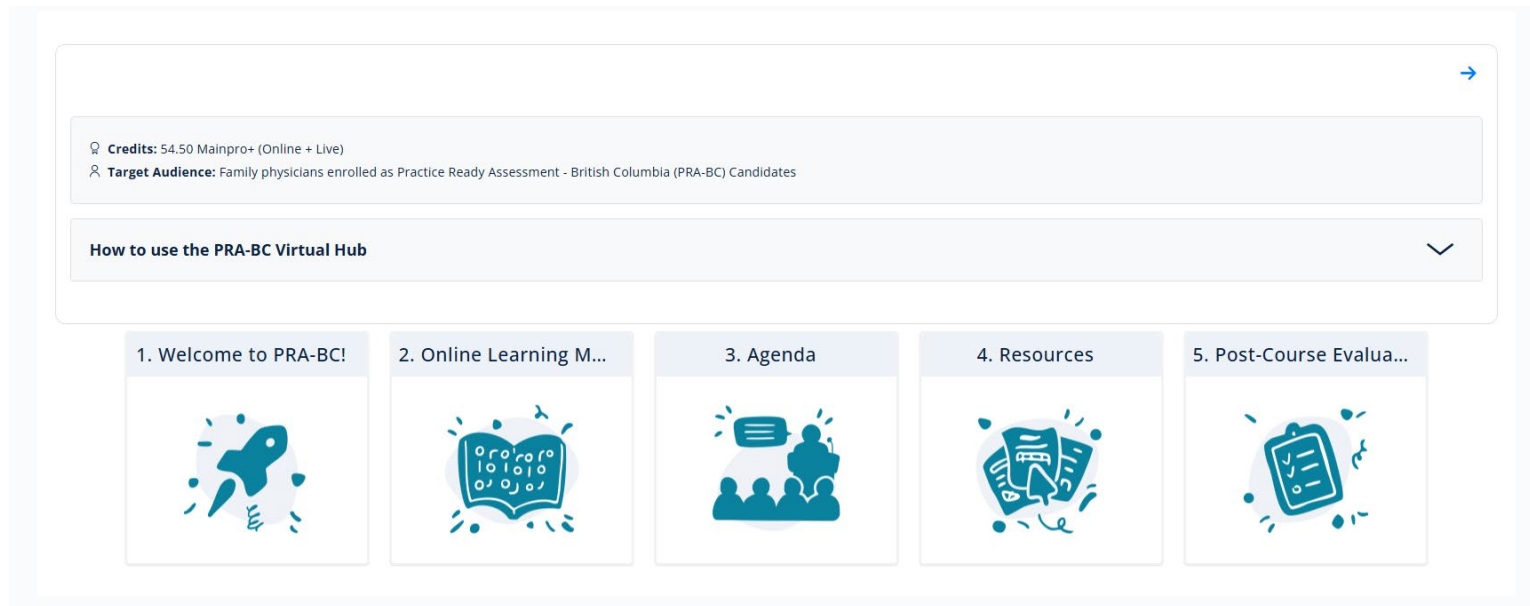
eLearning

Centralized Orientation
UBC CPD Team



eLearning: PRA-BC Virtual Hub

PRA-BC Virtual Hub: <https://elearning.ubccpd.ca/course/view.php?id=597>



The screenshot displays the course page for the PRA-BC Virtual Hub. At the top, there is a search bar with a blue arrow icon. Below it, a grey box contains the following information:
🔍 **Credits:** 54.50 Mainpro+ (Online + Live)
🔍 **Target Audience:** Family physicians enrolled as Practice Ready Assessment - British Columbia (PRA-BC) Candidates
Below this, a white box with a downward arrow icon contains the text: **How to use the PRA-BC Virtual Hub**.
At the bottom, there is a horizontal navigation menu with five items, each with a teal icon:
1. Welcome to PRA-BC! (Icon: Rocket ship)
2. Online Learning M... (Icon: Open book with binary code)
3. Agenda (Icon: Group of people with a speech bubble)
4. Resources (Icon: Stacks of books)
5. Post-Course Evalua... (Icon: Clipboard with checklist)

Please Note: *We will be checking that people have completed the pre-work before the associated live session*

Agenda

- **Pre-work** due date reminders
- **Agenda** for each day of the CO
- **Speaker contacts**
- **Evaluation Survey** (to be completed at EoD)
- **Slides and resources** will be uploaded to the Virtual Hub at the end of each day

Before Sun, September 6, make sure to complete the following:

1. [Welcome to PRA-BC Lessons](#)
 - [About the Virtual Hub](#)
 - [Introduction to PRA-BC](#)
 - [Introduction to the Centralized Orientation](#)
 - [Introduction to the CFA](#)
 - [Online Reporting](#)
 - [Canadian Medical Protective Association \(CMPA\)](#)
2. [Landscape of Health Care in BC and Canada](#)
3. [Mental Health](#)

Agenda

07:15	BREAKFAST
08:00	Welcome to PRA-BC Orientation & Intro to CFA (Part 1) Dr. Anas Toweir Dr. Nerine Kleinhans Dr. Steven Yau Ms. Mary Chinni
10:30	COFFEE BREAK
10:45	Culture, Communication and Feedback Dr. Parastoo Ghanbari Dr. Bruce Hobson
12:45	LUNCH
13:30	Mental Health Dr. Bruce Hobson
15:30	COFFEE BREAK
15:45	Periodic & Preventative Care Dr. Brian Ng
16:45	Wrap Up & Evaluation

Speaker contacts

Dr. Anas Toweir
anest@prabc.ca

Dr. Nerine Kleinhans
nerinek@prabc.ca

Dr. Steven Yau
steven.yau@ubc.ca

Ms. Mary Chinni
MaryC@prabc.ca

Dr. Parastoo Ghanbari
parastoo.ghanbari@gmail.com

Dr. Bruce Hobson
docbruceh@gmail.com

Dr. Brian Ng
brian.ng@ubc.ca

Evaluation Survey

Remember to complete the evaluation survey at the end of each day!

[Go to Survey](#)

Resources and Slides

Visit the Resource section to view the slide decks and resources from each presentation.

[Go to Resources](#)

Post-Session Evaluations

- Evaluate the sessions delivered during the Centralized Orientation by using your camera to scan the QR codes provided at the end of the day.
- Links to the survey can also be found on the respective date of the Conference Hub (in the Virtual Hub).

Thank you...

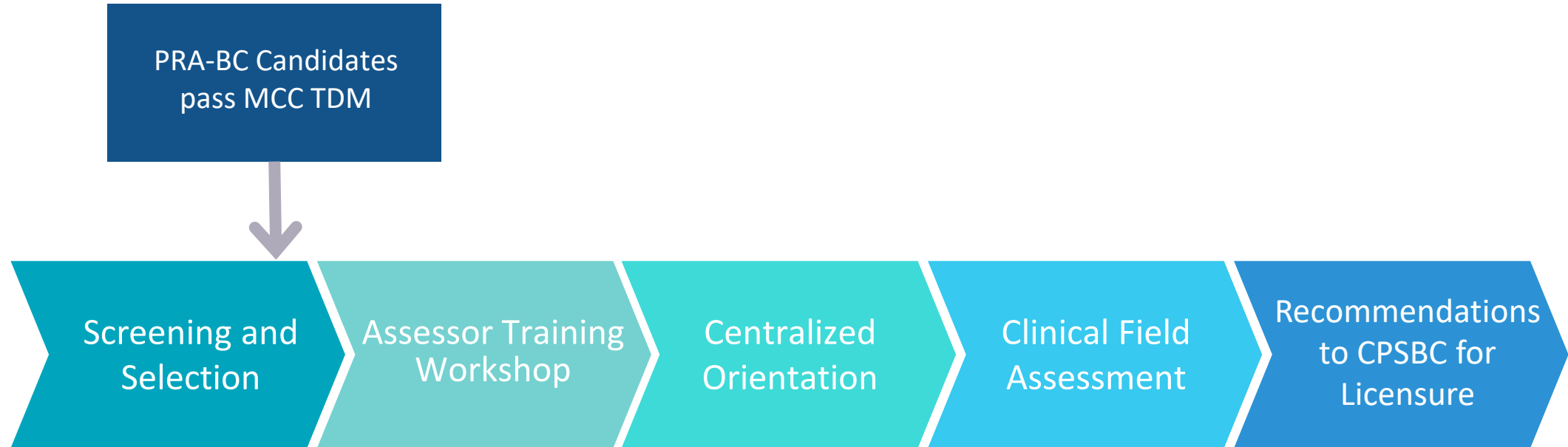
Now let's get started!

Program Overview

Centralized Orientation



PRA-BC Program Overview



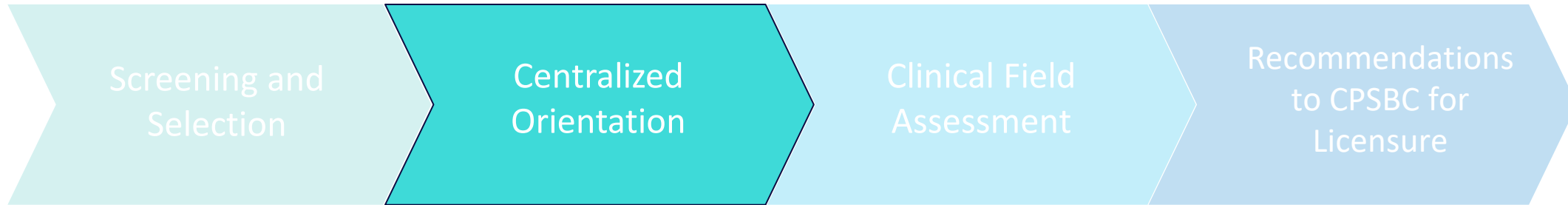
PRA-BC Program Overview

A workplace-based assessment program for practicing IMG Family Physicians:

- Two intakes per year and assesses up to 96 physicians annually.
- 12-week Clinical Field Assessment (CFA)
- Successful candidates will fulfill a three-year return of service (ROS) within a BC community.

PRA-BC Overarching Goal

To deliver **competent**, committed internationally trained family physicians to underserviced regions of rural and urban BC



Goal: To familiarize PRA-BC candidates with the requirements for the Clinical Field Assessment (CFA), and to help prepare them for the practice of family medicine in rural or urban BC.

- Delivered in partnership with UBC CPD
- 6-day in-person orientation in Vancouver with asynchronous learning, totalling ~50 hours
- Curriculum **not** intended for clinical (re)training, rather orientating new physicians to conduct medical visits in Canadian settings – policies, guidelines, cultural nuance, etc.

eLearning Reminder

Want to revisit some of this material?


Further details on the PRA-BC program and the Clinical Field Assessment (CFA) can be found in the **PRA-BC Virtual Hub**.



Visit our eLearning course at <https://elearning.ubccpd.ca/course/view.php?id=597> or scan the QR code.

Intro to the CFA (Part 1)

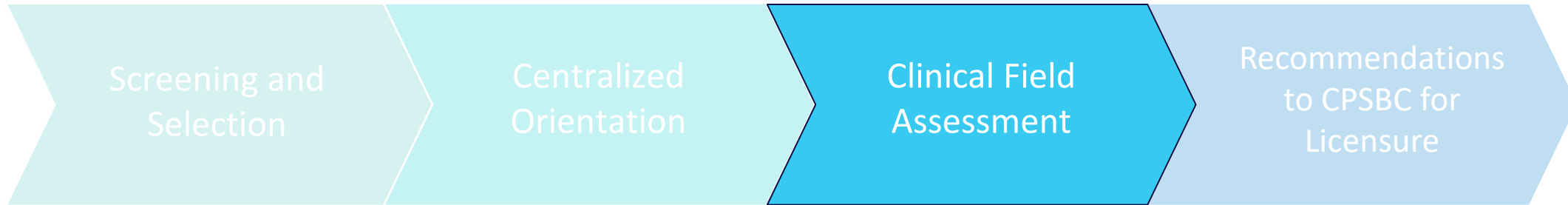
Centralized Orientation



Learning Objectives

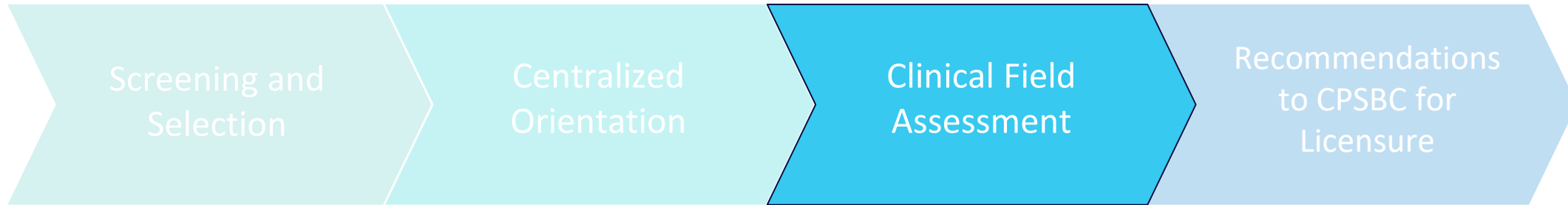
By the end of this session, participants will be able to:

- Identify PRA-BC assessment principles
- Describe the scope of practice of the candidate during the clinical field assessment (CFA) period



About the CFA


- The 12-week Clinical Field Assessment (CFA) period: **April 20 – July 10, 2026**
- **Comprehensive workplace-based summative assessment** of readiness for independent practice
- Includes 1st week orientation, 10 shifts in a high acuity setting
- A candidate's CFA **WILL NOT** occur in the same community as their return-of-service (ROS) community (exceptions can be made in urban communities)
- Candidates are granted **Assessment Class** registration from the CPSBC
 - **Required to be under continuous supervision at all times**
 - **Not registered/licensed as a Most Responsible Physician (MRP)**



PRA-BC Candidates Scope of Practice

Under a CPSBC Assessment Class License and at the discretion of the assessor, the candidate may:

- See patients independently in an office setting under supervision
- Act as “First On-Call Physician” in the ER, hospital, residential care or urgent care settings
- ALL activities including prescriptions and investigations must be COUNTERSIGNED by the assessor or delegate in a timely fashion
- For evaluation and feedback purposes, assessors will review all clinical interactions with patients at the time of interaction, or at the end of the day/shift at the discretion of the assessor



More information on the CFA period will be provided to you on **Friday, April 17th.**

In the meantime, feel free to review the 'Introduction to the CFA' lesson of the PRA-BC Virtual Hub.



eLearning Reminder: More information about the CFA period and scope of practice can be found in the Virtual Hub

Principles Behind PRA-BC

1. Framework and principles – aligned with NAC PRA-FM

Over-time supervised workplace-based assessment program

2. Documentation of candidate performance and skills will be measured against the following criteria:

Domains of Care

The scope of care in Family Medicine.

Sentinel Habits

Behaviours family physicians should demonstrate.

Assessment Objectives

The essential skills and observable competencies that are expected of a candidate.

What does “Practice Ready” Mean?

You consistently demonstrate competence
in each of the **8 Sentinel Habits** across the
8 Domains of Care in the 12-week
assessment period

... and beyond

Domains of Care

The various areas of family medicine that portray the scope of care in Family Medicine.

Examples of Domains of Care:

- Maternity/newborn care
- Care of children and adolescents
- Care of adults
- Care of the elderly
- Palliative care
- Behavioural medicine & mental health
- Care of vulnerable and underserved
- Procedural skills



Sentinel Habits

The various areas of family medicine that portray the scope of care in Family Medicine.

The Eight Sentinel Habits:

- 1) Incorporates the patient's experience and context into problem identification and management
- 2) Generates relevant hypotheses resulting in a safe and prioritized differential diagnosis
- 3) Selects and attends to the appropriate focus and priority in a situation
- 4) Manages patients using available best practices
- 5) Demonstrates respect and/or responsibility
- 6) Verbal or written communication is clear and timely
- 7) Uses generic key features when performing a procedure
- 8) Seeks out and responds appropriately to feedback



Assessment Objectives

The various areas of family medicine that portray the scope of care in Family Medicine.

- Assessment Objectives are helpful for articulating and describing sentinel habits
- Assessment Objectives can be found on the [CFPC website](#).



eLearning Reminder

Refer to the **Introduction to the CFA** lesson of the Virtual Hub course to review the overview of the CFA discussed today, including assessment principles and scope of practice.



Visit our eLearning course at:

<https://elearning.ubccpd.ca/course/view.php?id=597>

or scan the QR code to the left.

CFA Reporting Schedule

- Your assessors are aware of the number of forms required per week
- The Online Assessment forms system tracks how many forms are completed and required each week



CFA Reporting Schedule – Spring 2026

For each CFA candidate a minimum number of assessment forms must be completed and submitted each week to ensure adherence to PRA-BC evaluation policies.

PLEASE NOTE: Candidates are required to complete two weeks (10 shifts) in an ER setting. *For each ER shift, one Mini-CEX, and one Field Note must be submitted and will count towards the minimum number of Mini-CEX and Field Note forms in the table below.*

Week of	Week	Reports to Complete	
April 20	1	<u>Orientation week: no evaluation will take place during this time.</u>	
April 27	2	<input type="checkbox"/> 3 Field Notes <input type="checkbox"/> 1 Procedure Skills Field Note <input type="checkbox"/> 2 Mini-CEX <input type="checkbox"/> 1 Chart Review Report	<input type="checkbox"/> 1 Non-MD Co-Worker Multisource Feedback (MSF) <input type="checkbox"/> 1 Patient Multisource Feedback (MSF)
May 4	3	<input type="checkbox"/> 3 Field Notes <input type="checkbox"/> 1 Procedure Skills Field Note <input type="checkbox"/> 2 Mini-CEX <input type="checkbox"/> 1 Chart Stimulated Recall (CSR)*	<input type="checkbox"/> 1 MD Colleague Multisource Feedback (MSF) <input type="checkbox"/> 1 Patient Multisource Feedback (MSF)
May 11	4	<input type="checkbox"/> 3 Field Notes <input type="checkbox"/> 1 Procedure Skills Field Note <input type="checkbox"/> 2 Mini-CEX <input type="checkbox"/> Telemedicine Assessment Form <input type="checkbox"/> 1 Chart Review Report	<input type="checkbox"/> 1 Non-MD Co-Worker Multisource Feedback (MSF) <input type="checkbox"/> 1 Patient Multisource Feedback (MSF)
May 18	5	<input type="checkbox"/> 3 Field Notes <input type="checkbox"/> 1 Procedure Skills Field Note <input type="checkbox"/> 2 Mini-CEX <input type="checkbox"/> 1 Chart Stimulated Recall (CSR)*	<input type="checkbox"/> 1 MD Colleague Multisource Feedback (MSF) <input type="checkbox"/> 1 Patient Multisource Feedback (MSF)
May 25	6	<input type="checkbox"/> Interim Clinical Field Assessment Report (CFAR) <input type="checkbox"/> 1 Procedure Skills Field Note <input type="checkbox"/> 1 Field Note <input type="checkbox"/> 1 Mini-CEX	<input type="checkbox"/> 1 Non-MD Co-Worker Multisource Feedback (MSF) (Optional) <input type="checkbox"/> Assessment of Spoken and Written Language Skills (Optional)
June 1	7	<input type="checkbox"/> 3 Field Notes <input type="checkbox"/> 1 Procedure Skills Field Note <input type="checkbox"/> 2 Mini-CEX <input type="checkbox"/> 1 Chart Stimulated Recall (CSR)*	<input type="checkbox"/> 1 MD Colleague Multisource Feedback (MSF) <input type="checkbox"/> 1 Patient Multisource Feedback (MSF)
June 8	8	<input type="checkbox"/> 3 Field Notes <input type="checkbox"/> 1 Procedure Skills Field Note <input type="checkbox"/> 2 Mini-CEX <input type="checkbox"/> 1 Chart Review Report	<input type="checkbox"/> 1 Non-MD Co-Worker Multisource Feedback (MSF) <input type="checkbox"/> 1 Patient Multisource Feedback (MSF)
June 15	9	<input type="checkbox"/> 3 Field Notes <input type="checkbox"/> 1 Procedure Skills Field Note <input type="checkbox"/> 2 Mini-CEX <input type="checkbox"/> 1 Chart Stimulated Recall (CSR)*	<input type="checkbox"/> 1 MD Colleague Multisource Feedback (MSF) <input type="checkbox"/> 1 Patient Multisource Feedback (MSF)
June 22	10	<input type="checkbox"/> 3 Field Notes <input type="checkbox"/> 1 Procedure Skills Field Note <input type="checkbox"/> 2 Mini-CEX <input type="checkbox"/> 1 Chart Review Report	<input type="checkbox"/> 1 Non-MD Co-Worker Multisource Feedback (MSF) <input type="checkbox"/> 1 Patient Multisource Feedback (MSF)
June 29	11	<input type="checkbox"/> 3 Field Notes <input type="checkbox"/> 1 Procedure Skills Field Note	<input type="checkbox"/> 1 MD Colleague Multisource Feedback (MSF) <input type="checkbox"/> 1 Patient Multisource Feedback (MSF)

Updated: February 5, 2026

Overview of CFA Reporting Forms

1. Field Notes (incl. Procedure Skills Field Note)

- Foundation of competency assessment for PRA-BC
- Assessment of one sentinel habit and one domain of care during patient/candidate encounters
- Procedure Skills Field Note assesses basic office-based and emergency procedure skills

2. Mini-CEX (Clinical Evaluation Exercise)

- Direct observation of patient/candidate interaction

3. Chart Reviews

- Indicates quality and content of medical record keeping
- Can be used to stimulate a clinical encounter recall

Brief Overview of CFA Tools

4. Multi Source Feedback (MSF)

- Reports from medical colleagues, allied health care professionals and patients

5. Interim Clinical Field Assessment Report (CFAR)

- Indicates progress in achieving competence in all field of sentinel habits

6. Final CFAR

- Indicates final judgement as to presence or lack of competence

7. Telemedicine Assessment Form

- To be completed by primary assessor at end of Week 4 and Week 11

Brief Overview of CFA Tools

****OPTIONAL**** Assessment of Spoken and Written Language Skills: report to Program only if concerns identified

- Assess if and how spoken language affect the clinical encounter
- Are patients confused due to language used? Jargon? Accent?

Let's Practice!

- **By the end of this activity, participants will be able to:**
 - Define Domains of Care, Sentinel Habits, and Assessment Objectives and explain their role in assessing clinical performance
 - Identify examples of behaviours that demonstrate Sentinel Habits in a real-world clinical encounter, as modeled in videos
 - Explain how competency is observed and evaluated in the context of the Clinical Field Assessment

Assessment Frameworks

Domains of Care	Sentinel Habits	Assessment Objectives
The various areas of family medicine that portray the scope of care in Family Medicine	The features of a safe and effective physician's practice that encompasses workplace competencies.	Essential skills and observable competencies expected of a resident or candidate.

Domains of Care

The various areas of family medicine that portray the scope of care in Family Medicine.

Examples of Domains of Care:

- Maternity/newborn care
- Care of children and adolescents
- Care of adults
- Care of the elderly
- Palliative care
- Behavioural medicine & mental health
- Care of vulnerable and underserved
- Procedural skills



Sentinel Habits

The various areas of family medicine that portray the scope of care in Family Medicine.

The Eight Sentinel Habits:

- 1) Incorporates the patient's experience and context into problem identification and management
- 2) Generates relevant hypotheses resulting in a safe and prioritized differential diagnosis
- 3) Selects and attends to the appropriate focus and priority in a situation
- 4) Manages patients using available best practices
- 5) Demonstrates respect and/or responsibility
- 6) Verbal or written communication is clear and timely
- 7) Uses generic key features when performing a procedure
- 8) Seeks out and responds appropriately to feedback



Assessment Frameworks

Domains of Care	Sentinel Habits	Assessment Objectives
The various areas of family medicine that portray the scope of care in Family Medicine	The features of a safe and effective physician's practice that encompasses workplace competencies.	Essential skills and observable competencies expected of a resident or candidate.

Domains of Care

The various areas of family medicine that portray the scope of care in Family Medicine.

Examples of Domains of Care:

- Maternity/newborn care
- Care of children and adolescents
- Care of adults
- Care of the elderly
- Palliative care
- Behavioural medicine & mental health
- Care of vulnerable and underserved
- Procedural skills



Sentinel Habits

The various areas of family medicine that portray the scope of care in Family Medicine.

The Eight Sentinel Habits:


- 1) Incorporates the patient's experience and context into problem identification and management
- 2) Generates relevant hypotheses resulting in a safe and prioritized differential diagnosis
- 3) Selects and attends to the appropriate focus and priority in a situation
- 4) Manages patients using available best practices
- 5) Demonstrates respect and/or responsibility
- 6) Verbal or written communication is clear and timely
- 7) Uses generic key features when performing a procedure
- 8) Seeks out and responds appropriately to feedback



PRA-BC Successes

PRA-BC Grad awarded the Exceptional Teacher Honour at the 2023 BCCFP Awards!

The Exceptional Teacher Honour was created to recognize and celebrate family physicians who are dedicated to teaching and mentorship.



Dr. Husni Abdala joins Enderby's healthcare team

Interior Health Authority celebrated the arrival of Dr. Husni Abdalla, an internationally trained family physician, to the Enderby Community Health Centre. Dr. Abdalla joins three other primary care providers and is expected to take on over 1,000 patients, addressing the province-wide doctor shortage.



North Vancouver Island Health has welcomed two new physicians

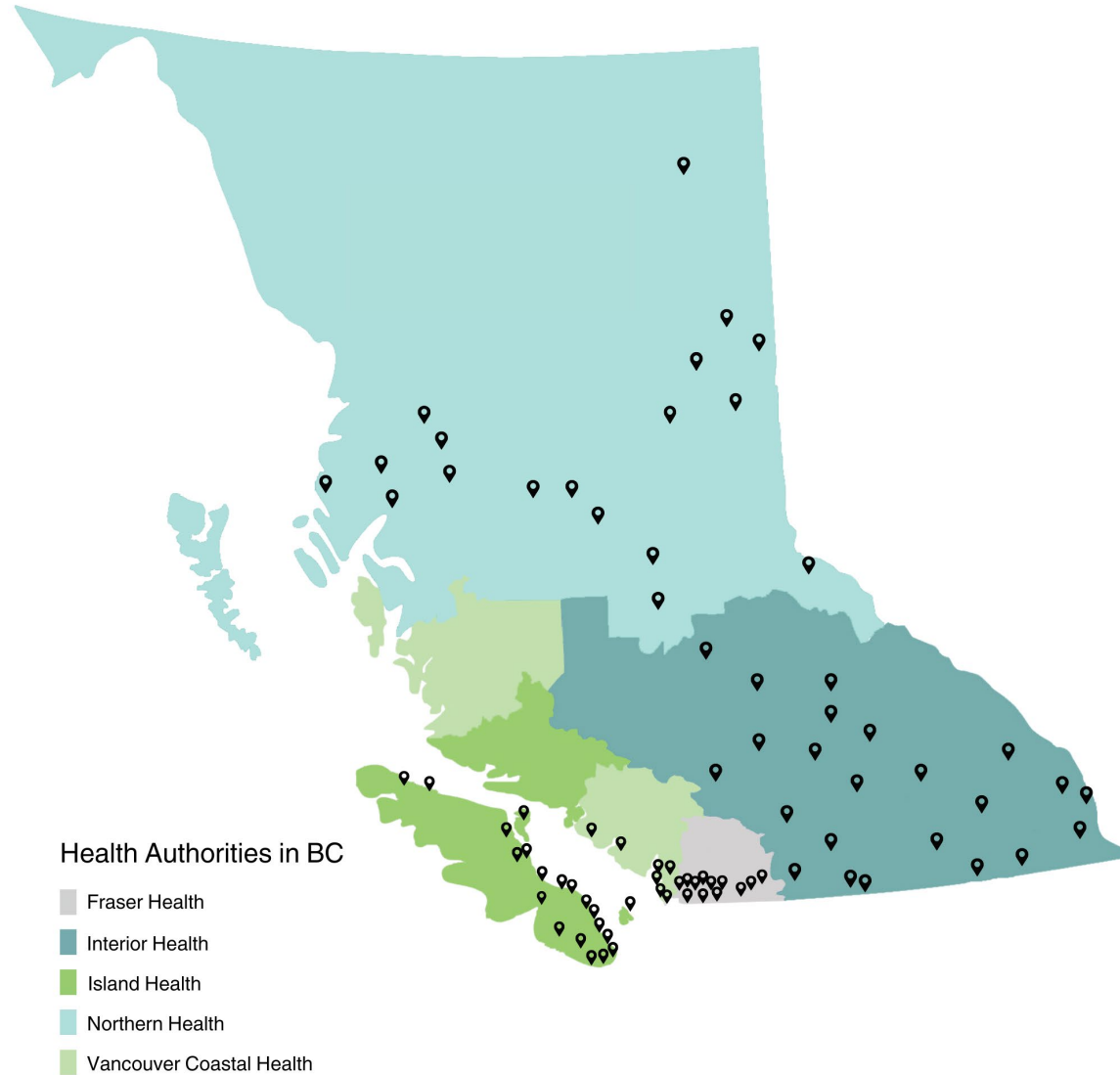
Dr. Ramiz Alhadi and Dr. Hadi Hmoud, having recently completed the Practice Ready Assessment program in BC, are currently working at the Port Hardy Primary Health Care. Both the doctors have a wealth of knowledge and experience, and have embraced the lifestyle in Port Hardy.

Clearwater welcomes another Family Physician and E.R.-certified doctor

Starting his journey in Nigeria, Dr. Stephen Ayosanmi is now a part of the beautiful community of Clearwater. Dr. Ayosanmi and his family love the warmth of the people and the scenic beauty that Clearwater has to offer.



401 PHYSICIANS IN 80 COMMUNITIES



Thank You!